



HARVESTING/PROCESSING HEADS



# 200 SERIES





**It's no coincidence that Waratah has been an industry-leader for over 45 years. Because we've always listened to you to design durable, more productive and efficient harvesting and processing heads proven for your application.**

At our facilities in Finland and New Zealand, each head is made to order, so you get exactly what you need. Our heads are built to work with advanced technology providing precise control with accurate diameter and length measuring. With on-site facility testing, each product is proven on our time to be profitable on yours.

Our commitment to your success goes beyond product quality. When you put our heads to work, our global support network goes to work for you – from helping you choose the right head, to installation and startup, to being on site when you need us.

We offer the widest range of harvester/processor heads on the market. So whether you're harvesting at the stump, processing at the landing or somewhere in between, Waratah is built to work for you all over the world.



**"I think Waratahs are the toughest out there. We put a lot of demand on them."**

**Ben Reed, Wayne Stone Logging**





Several junction box configurations available to suit many applications

Rotator options to suit many carriers

Multi-tree harvesting options for some models

Advanced on-board controller and diagnostics

Highly efficient, high performance valves provide responsiveness and speed

Optional top saw on some models increases productivity

Fixed and floating front knife options provide optimum delimiting coverage

Extreme measuring accuracy with the latest sensor technology and many wheel options

Specialized guarding packages for snow and harsh applications

Delimit knives provide the best possible delimiting for large- and small-diameter wood

High-torque high-performance feed motor options, some models with optional dual-speed feeding

Drive wheel options for optimum wood quality, debarking or maximum traction in crooked wood

# 200 SERIES

Proven in hardwood, softwood and debarking applications, Waratah 200 Series harvesters balance productivity with accuracy.

High tensile, steel frames engineered for maximum performance while providing excellent visibility to the tree

Stump treatment and color marking options

High performance saws with ample cutting capacity and automatic control for optimum performance in harvesting applications

Saw box designs to improve productivity and extend durability offering low stump heights

Dual-diameter sensors for accurate log volumes, assortments and optimum head performance

Superior tree holding, log handling, and processing of straight and crooked trees

Large knife and feed roller openings for fast stem catching and productive tree harvesting.



# H212

Built for performance and speed, the compact and agile H212 delivers big productivity for harvesting, processing and debarking applications. With its robust and nimble design, this all-around capable head is a little giant in the forest.

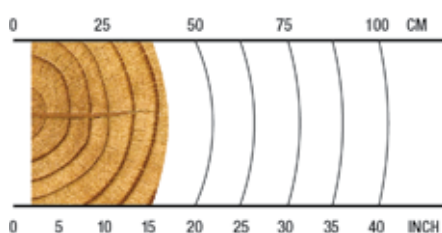
## OVERVIEW

Harvesting in early thinnings; productive in crooked or straight wood.

## APPLICATIONS


- Hardwood harvesting
- Softwood harvesting
- Multi-tree harvesting
- Debarking

## RECOMMENDED RANGE



**4-40 cm / 1.6-15.7 in.**

## SPECS

-  **770 kg / 1,698 lb.**  
Weight (without rotator, link, or multi-tree handling)
-  **28 MPa / 4,061 psi**  
Max Hydraulic Requirements
-  **500 mm / 19.7 in.**  
Max Upper Delimb Opening
-  **440 mm / 17.3 in.**  
Max Feed Roller Opening
-  **520 mm / 20.5 in.**  
Maximum Cutting Capacity
-  **11-18 metric ton**  
Carrier Size
-  **8-16 metric ton**  
Carrier Size



# H225E

Eucalyptus is no match for the purpose-built H225E. Specifically designed for debarking, this powerful, high-capacity next-generation harvester head productively dominates in the harsh application.

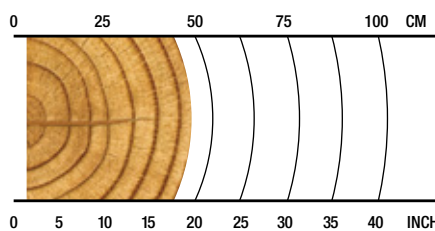
## OVERVIEW

Eucalyptus debarking in late or final thinnings or regeneration harvesting.

## APPLICATIONS

Debarking

## RECOMMENDED RANGE



**3-45cm / 1.2-17.7 in.**

## SPECS



**1690 kg / 3,726 lb.**

Weight (Option dependent, without rotator & link)



**28 MPa / 4,061 psi**  
**35 MPa / 5,076 psi**

Maximum Hydraulic Requirements (Option dependent)



**540 mm / 21.2 in.**

Max Upper Delimb Opening



**550 mm / 21.7 in.**

Max Feed Roller Opening



**550 mm / 21.7 in.**

Maximum Cutting Capacity



**18-22 metric ton**

Carrier Size



**20-25 metric ton**

Carrier Size



# H270 SERIES-II

Whether you're in softwood, hardwood or debarking, the agile H270 Series-II is perfectly equipped to handle the task. Its simple design with excellent stem visibility and wide-opening rollers provides quick and easy tree harvesting.

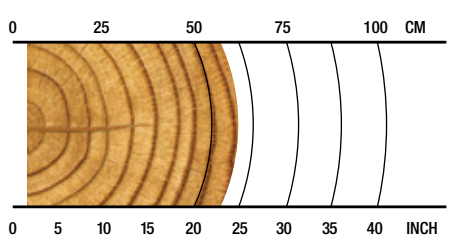
## OVERVIEW

Harvesting in late thinnings or regeneration harvesting; productive in crooked or straight wood.

## APPLICATIONS

- Softwood harvesting
- Hardwood harvesting
- Multi-tree harvesting

## RECOMMENDED RANGE



**4-60cm / 1.5-23.6 in.**

## SPECS

- 1350 kg / 2,976 lb.**  
Weight (Without Rotator & Link)
- 28 MPa / 4,061 psi**  
Maximum Hydraulic Requirements
- 740 mm / 29.1 in.**  
Max Upper Delimb Opening
- 620 mm / 24.4 in.**  
Max Feed Roller Opening
- 650 mm / 25.6 in.**  
Maximum Cutting Capacity
- 18-25 metric ton**  
Carrier Size
- 16-25 metric ton**  
Carrier Size





# H219

With a robust design, the H219 can handle the toughest woods. Durability is built-in with protected hoses, additional guarding and an aggressive measuring wheel. Plus, accessible servicing and a top saw option provide increased uptime and versatility.

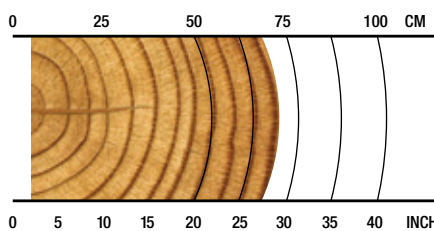
## OVERVIEW

Harvesting in late thinnings or regeneration harvesting; productive in crooked or straight wood.

## APPLICATIONS

Softwood harvesting  
 Hardwood harvesting  
 Debarking

## RECOMMENDED RANGE



**5-70 cm / 2-27.6 in.**

## SPECS



**1970 kg / 4,343 lb.**  
 Weight (Without Rotator & Link)



**28 MPa / 4,061 psi**  
 Maximum Hydraulic Requirements



**800 mm / 31.5 in.**  
 Max Upper Delimb Opening



**760 mm / 29.9 in.**  
 Max Feed Roller Opening



**750 mm / 29.5 in.**  
 Maximum Cutting Capacity



**20-30 metric ton**  
 Carrier Size



**25-35 metric ton**  
 Carrier Size



# H219X

Primarily for tracked carrier applications, the H219X comes standard with a heavy-duty tilt frame for maximum productivity. With easy access to service points, laser find-end sensors and heavy-duty guarding for feed motors, this head is built for next-level performance.

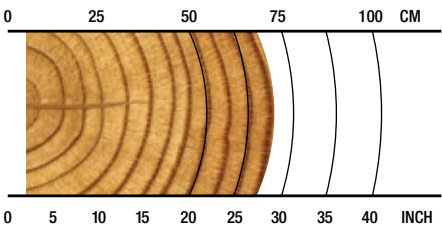
**OVERVIEW**

Harvesting in late thinnings or regeneration harvesting; productive in crooked or straight wood.

**APPLICATIONS**








- Softwood harvesting
- Hardwood harvesting
- Debarking

**RECOMMENDED RANGE**



**5-70 cm / 2-27.6 in.**

**SPECS**

-  **2050 kg / 4,519 lb.**  
Weight (Without Rotator & Link)
-  **28 MPa / 4,061 psi**  
Maximum Hydraulic Requirements
-  **800 mm / 31.5 in.**  
Max Upper Delimb Opening
-  **760 mm / 29.9 in.**  
Max Feed Roller Opening
-  **750 mm / 29.5 in.**  
Maximum Cutting Capacity
-  **20-30 metric ton**  
Carrier Size
-  **25-35 metric ton**  
Carrier Size



# MEASURING AND CONTROL SYSTEMS

We focus on providing you with accurate diameter and length measuring systems for profitable precision. Simplify operations and boost productivity with real-time statistics and measuring information, and wireless data transfer.

## TIMBERRITE™ H-16



TimberRite H-16 elevates control while providing connectivity to keep you in the know. Using CAN-bus carrier communication, this easy-to-use system provides configurable and precise head control to increase efficiency and productivity.

If access to information is your game, connectivity options are available – supporting real-time information for online mapping/site monitoring, analytics, automated wireless data transfer or emails, or work and repair statistics for productivity monitoring.

On-screen production information and reports can be configured, with the latest StanForD file structures supported ensuring data can interchange with virtually any professional system in the forest industry. Additionally, the system has advanced diagnostic capabilities including remote access.

Configurable as either a pre-selection assortment prioritization system or the optional value-based bucking optimization system, TimberRite H-16 can offer solutions to meet any market needs.

### KEY FEATURES



- **Onboard online mapping** - (optional) - access your location and visualize your production data.
- **Pre-Selection Priority** - (standard) - sequential optimization by cutting list instruction, and alternate log assignments.
- **Value Optimization** - (optional) - value-based optimization, intuitive prognosis through intelligent assessment of advanced matrices.
- **Touch-screen display**, or wireless keyboard and touch pad mouse.
- **Windows™ PC** - based controller integrates the harvester head measuring and control system with the high processing power of a personal computer.
- **StanForD 2007 or 2010** file structure compatibility ensures data interchanges with other professional systems in the forest industry.
- **Email and automatic file sending** - production reports, worksite instructions, repair follow-ups, calibration history, log tables, machine settings and harvesting instructions.
- **Telematics options using optional onboard solutions or WaratahMate™ smartphone app** - Easily transfer data wirelessly regardless of location, or through email via phone USB.
- **Work & repair statistics** - Monitor uptime, productivity and operating costs.
- **Species specific calibration and soft-clamping** settings for delimb and drive arms.
- **Operator specific settings** and configurable menus for quick navigation and adjustments.
- **Extensive site documentation** - expanded site, contractor, and machine information.
- **Simplified diagnostics** - input and output tests with built-in diagnostic troubleshooting assistance.

# OPTIONS

Waratah heads are configurable to your application.  
Consult your dealer for option availability.




### Configurability

Waratah has a wide range of focused options for harvesting and processing applications including single- and multi-stem processing, multi-tree handling, and all models include options for softwood, crooked hardwood and debarking.



### Color Marking

Waratah offers nozzle-applied color marking systems to simplify log identification. Three colors provide many assortment combinations, improving sorting and yard safety.



### Main Saws, Saw Motors, Top Saws

The 200 series have high-cutting capacity main saws with saw boxes designed for quick, cross cutting. All saw units have auto tensioning 10 mm/0.404 pitch chain driven by efficient, high torque motors. Additionally, the H219 has an optional top saw for extra efficiency in crooked wood applications.



### Measuring Wheels

Application-specific measuring wheels are engineered for accurate and consistent measuring in all tree species with enhancements for log quality. Selections include wide and narrow models, coarse and fine teeth options, and multi-stem, debarking configurations.




### Delimb Arms

Delimb arms are engineered for fast stem catching and durability in the toughest applications. Knife profiles ensure quality delimiting throughout the recommended diameter range.



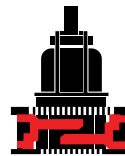
### Rotators

Waratah offers high torque and productive rotator motor and hose bulkhead options on all of the 200 series models.



### Feed Rollers

Many feed roller options are available for a variety of applications, offering improved traction and reducing fiber damage. Wheel options include eucalyptus debarking, rib, v-type, MTH, Moipu, MenSe, thumbnail, aggressive and many combination styles.



### Multi-tree Harvesting

Select models have multi-tree harvesting (MTH) capabilities, providing superior accumulating and precise bundle feeding with the option. MTH ability increases productivity and can easily be installed between the rotator and hanging bracket – even on existing heads.



### Front Knives

Waratah offers heavy-duty floating or fixed front knife options with specialized profiles and cutting edges for superior delimiting in any application.



### Stump Treatment

Waratah has nozzle or bar-applied stump treatment kits.

Talk to your Waratah dealer about more available options.

	H212	H225E	H270 Series-II
<b>DIMENSIONS</b>			
Width, head open [mm/in.]	1150 / 45.3	1650 / 65.0	1660 / 65.4
Width, head closed	1025 / 40.4	1200 / 47.2	1075 / 42.3
Height without rotator and link	1360 / 53.5	1900 / 74.8	1585 / 62.4
<b>WEIGHT</b>			
Excluding rotator, link and some options [kg/lb.]	770 / 1698 (Std) 830 / 1830 (Incl. MTH)	1690 / 3276	1350 / 2976
<b>DELIMBING [mm]</b>			
Delimiting knives	3 moving, 2 fixed	4 moving, 1 fixed, 2 fixed debarking tools	4 moving, 1 floating, 1 fixed rear
Delimiting diameter, tip to tip [mm/in.]	360 / 14.2	430 / 16.9	460 / 18.1
Maximum opening, upper knives [mm/in.]	500 / 19.7	540 / 22.8	740 / 29.1
Maximum opening, lower knives [mm/in.]	550 / 21.7	610 / 24.0	670 / 26.4
<b>DRIVE</b>			
Quantity of drive rollers	2	2	2
Motor cc - option 1	398-cc motors	627-cc motors	780-cc motors
Gross feed force [kN] (steel feed wheels)	20	21.2 (@ 280 bar, 260 lpm) 27 (@350 bar, 260 lpm)	28.1
Motor cc - option 2		702-cc motors	857-cc motors
Gross feed force [kN] (steel feed wheels)		24 (@ 280 bar, 280 lpm)	31.1
Motor cc - option 3		780-cc motors	934-cc motors
Gross feed force [kN] (steel feed wheels)		26 (@ 280 bar, 310 lpm)	33.9
Maximum feed speed [m/s]	6	5.5 / 18	4.5-6.0
Maximum roller opening [mm/in.]	440 / 17.3	550 / 21.7	620 / 24.4
Minimum diameter [mm/in.]		30 / 1.2	40 / 1.6
<b>TOP SAW</b>			
Maximum cut diameter [mm/in.]			
Length of saw bar [mm]			
Chain type [mm/in.]			
Top saw motor displacement [cc]			
<b>BUTT / FELLING SAW</b>			
Standard Saw	SuperCut 100S with auto chain tensioning	SuperCut 100S with auto chain tensioning	SuperCut 100S with auto chain tensioning
Maximum cut diameter [mm/in.]	520 / 20.5	550 / 21.7	650 / 25.6
Length of saw bar [mm]	640 / 25.2	670	825
Chain type [mm/in.]	10/0.404	10/0.404	10/0.404
Saw motor	20cc	20cc	19 or 20cc
Bar oil tank capacity		10 l	4.8 l
<b>CARRIER RANGE</b>			
Wheeled [metric ton]	11-18	18-22	18-25
Tracked [metric ton]	8-16	20-25	16-25
<b>HYDRAULIC SYSTEM</b>			
Maximum operating pressure [Mpa/PSI]	28 / 4061	28 / 4061, 35 / 5076	28 / 4061
Recommended pump capacity [l/min., gal/min.]	180 @ 150 bar / 48 @ 2176 PSI	260-340	260-380
<b>CONTROL AND MEASURING SYSTEM</b>			
	TimberRite H-16*	TimberRite H-16*	TimberRite H-16*
<b>OPTIONAL EQUIPMENT</b>			
Color marking	Yes	No	Yes
Stump treatment	Yes	No	Yes
Multi-tree-harvesting (MTH)	Yes	No	Yes
HD tilt frame option	Yes	No	No
Debarking feed rollers	Yes	Yes	No
Steel thumbnail feed rollers	Yes	No	Yes
Steel ribbed feed rollers	Yes	No	Yes
Rubber wheel option	No	No	Yes
Chain and saw-bar kits	Yes	Yes	Yes
Hydraulic hose kit	Yes	No	No
Top saw	No	No	No
Processing upper delimb arms	Yes	No	No
Saw chain greasing lubrication	Yes	No	No
Find end sensor	Yes	No	No

\*Other adaptations may be available. Please contact your local Waratah dealer.

This brochure has been compiled with care for worldwide circulation. While general information, pictures and descriptions are provided, some illustrations and text may include options and accessories not available in all regions. Please contact your local dealer for details. Waratah reserves the right to change specifications and design for products described in this brochure without notice. No liability for errors and omissions.

	H219	H219X
<b>DIMENSIONS</b>		
Width, head open [mm/in.]	1900 / 74.8	1900 / 74.8
Width, head closed	1190 / 46.8	1190 / 46.8
Height without rotator and link	1970 / 77.6	1970 / 77.6
<b>WEIGHT</b>		
Excluding rotator, link and some options [kg/lb.]	1970 / 4343	2050 / 4519
<b>DELIMBING [mm]</b>		
Delimiting knives	4 moving, 2 fixed	4 moving, 2 fixed
Delimiting diameter, tip to tip [mm/in.]	510 / 20.1	510 / 20.1
Maximum opening, upper knives [mm/in.]	800 / 31.5	800 / 31.5
Maximum opening, lower knives [mm/in.]	870 / 34.3	870 / 34.3
<b>DRIVE</b>		
Quantity of drive rollers	2	2
Motor cc - option 1	1259 / 944-cc motors	1259 / 944-cc motors
Gross feed force [kN] (steel feed wheels)	37.7 / 28.1	37.7 / 28.1
Motor cc - option 2	1404 / 1050-cc motors	1404 / 1050-cc motors
Gross feed force [kN] (steel feed wheels)	41.6 / 31.2	41.6 / 31.2
Motor cc - option 3		
Gross feed force [kN] (steel feed wheels)		
Maximum feed speed [m/s]	4.5–6.0	4.5–6.0
Maximum roller opening [mm/in.]	760 / 29.9	760 / 29.9
Minimum diameter [mm/in.]	50 / 2.0	50 / 2.0
<b>TOP SAW</b>		
Maximum cut diameter [mm/in.]	400 / 15.7	400 / 15.7
Length of saw bar [mm]	600	600
Chain type [mm/in.]	10/0.404	10/0.404
Top saw motor displacement [cc]	14cc	14cc
<b>BUTT / FELLING SAW</b>		
Standard Saw	SuperCut 100S with auto chain tensioning	SuperCut 100S with auto chain tensioning
Maximum cut diameter [mm/in.]	750 / 29.5	750 / 29.5
Length of saw bar [mm]	900	900
Chain type [mm/in.]	10/0.404	10/0.404
Saw motor	19 or 20cc	19 or 20cc
Bar oil tank capacity	7.2 l	7.2 l
<b>CARRIER RANGE</b>		
Wheeled [metric ton]	20-30	20-30
Tracked [metric ton]	25-30	25-30
<b>HYDRAULIC SYSTEM</b>		
Maximum operating pressure [Mpa/PSI]	28 / 4061	28 / 4061
Recommended pump capacity [l/min., gal/min.]	320–380	320–380
<b>CONTROL AND MEASURING SYSTEM</b>		
	TimberRite H-16*	TimberRite H-16*
<b>OPTIONAL EQUIPMENT</b>		
Color marking	Yes	Yes
Stump treatment	Yes	Yes
Multi-tree-harvesting (MTH)	No	No
HD tilt frame option	No	Yes
Debarking feed rollers	Yes	Yes
Steel thumbnail feed rollers	Yes	Yes
Steel ribbed feed rollers	Yes	Yes
Rubber wheel option	No	No
Chain and saw-bar kits	Yes	Yes
Hydraulic hose kit	Yes	Yes
Top saw	Yes	Yes
Processing upper delimb arms	Yes	Yes
Saw chain greasing lubrication	Yes	Yes
Find end sensor	Yes	Yes



FORESTRY EQUIPMENT

[www.Waratah.com](http://www.Waratah.com)